

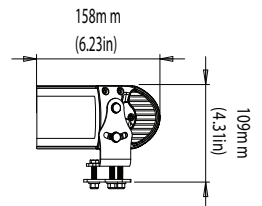
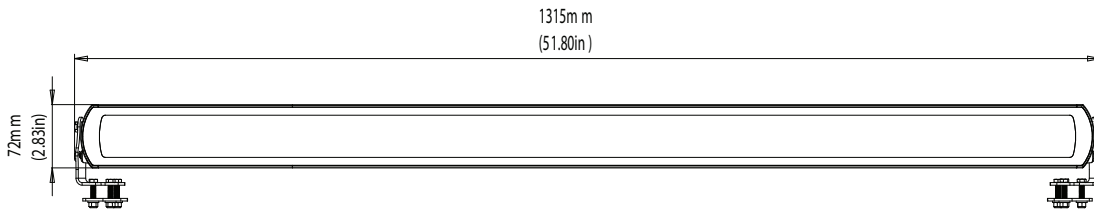



WHITE

Curved Light Bar - 50"

ABOVEWATER LED LIGHT BAR

PART DESCRIPTION	WHITE CURVED LED LIGHT BAR 50"
Part Number	60-0474
Available Colors	White (5000 K)
Lumens	89,100
Fixture Lumens (White)	39,600
Number & Type Of LED	100 x 10W White LED
LED Power - HICOB Array	Yes
Typical LED Life	50,000+ Hours
Warranty	3 Years
User Control Options	On/Off Switch (Third party supplied) ECLIPSE Command Center EOS-LUX Command Center
Electrical Installation	Simple 2 Wire Connection (3 Wires when used with ECLIPSE Command Center, or EOS-LUX Command Center)
Housing Type	Powder Coated Aluminium Body with Makrolon Lens



EMEA: Info@Lumishore.com | USA: Sales@LumishoreUSA.com

Units 11 & 12, Ashmount Business Park, Upper Fforest Way, Swansea, SA6 8QR | 7137 24th Court East, Sarasota, FL 34243, USA



WHITE

Curved Light Bar - 50"

ABOVEWATER LED LIGHT BAR

TECHNICAL

Driver	Internal Driver
Supply Voltage Range	10.5–31 V DC
Max Current Draw 12/24V	32 A/16 A
Surge Protection	Yes (3,000V)
ATRB (Automatic Thermal Roll-Back)	Yes
Low Voltage Protection	Automatic Voltage Roll-Back Control And Low Voltage Cut Out
Auto Power Control	Yes - Intelligent Multi-Channel Power Management
“Soft Start” Electronics Protection	Yes
Reverse Polarity Protection	Yes
In Rush Current Protection	Yes
Power Line Noise Suppression	Yes
Bonding	Not Required
Electrical Installation	Simple 2 Wire Connection

PHYSICAL

Beam Angle	9° - 50° Letterbox Beam (Vert - Horiz)
Water Ingress Protection Rating	IP68
Light Face Dimensions (LxWxH)	131.5 x 7.2 x 15.8 cm (51.8 x 2.8 x 6.2 in)
Housing Type	Powder Coated Aluminium Body with Makrolon Lens
Light Cable Length	50cm (19.7 in)*
Weight	6.5 Kg (14.3 Lbs)
Mechanical Installation	Stainless Steel Fixing Brackets

* Extension distance depends on cable type, refer to user manual for further info